


SAFEBOX

ACOUSTIC MOBILE PHONE VAULT

A unique speech protector that works as an acoustic safe for multiple mobile phones. It is designed to look completely discreet like a phone vault. As soon as the first phone is inserted into the SAFEBOX, ultrasonic microphone jamming for all types of mobile phones is automatically activated. The advantage is that it does not block calls, SMS and other network communications.



A unique speech protector that is completely discreet. It looks like a luxury home accessory. When the first phone is placed in the stand horizontally, an ultrasonic noise will automatically be generated which overwhelms the microphones of the mobile phones. It is precisely because of this that it will not be possible to make a high-quality recording while eavesdropping. Speech protector (acoustic safe) SAFEBOX is designed to be compatible with all kinds of mobile phones. The advantage of ultrasonic interference is that it is not audible to the ear, and in addition does not block calls, SMS and other network communication.



- > Does not disrupt your meetings. Ultrasonic noise is inaudible to human ear.
- > Effective protection against eavesdropping via mobile microphone.
- > Compatible with the majority of mobile phones.
- > Completely discreet – looks like a luxury interior accessory.



The jammer completely overwhelms the microphones of mobile phones



Prevents recording during eavesdropping

SAFEBOX

Features of Ultrasound

Effective protection against eavesdropping using the microphone in your smartphone. Protects against eavesdropping via mobile phones. Ultrasonic noise is the most effective protection against mobile phone eavesdropping. The ultrasound completely overwhelms the microphones and the final recording is unusable. The advantage of ultrasonic noise is that it is inaudible, so it is completely discreet and does not disrupt the meeting in any way.

Easy to Use

The speech protector in the form of the acoustic safe SAFEBOX works completely independently. Place it where you want meeting participants to put their phones. Then plug it in. The eavesdropper will start automatically as soon as you insert the first mobile phone into it. You don't have to set anything up, and you don't even have to worry about the speech protector. In total, you can insert up to 4 mobile phones of different sizes.

Additional Information

- Enhanced ultrasound software
- Sealable box
- Suitable also for interior
- It is the successor of the ASU-6 model
- Possibility to choose the colour of the model, according to our catalogue

Parameters



Weight

2,6 kg (6 lbs)



Time of Active Speech Protection

Unlimited



Frequency Range of Acoustic Noise

25 kHz \pm 2 kHz



Supply Voltage

100–240 V



Dimensions

27 cm x 12,7 cm x 20 cm
(11 in x 5 in x 8 in)



Colours

Several colours to choose from

Safety Information

Make sure that the supply voltage corresponds to the voltage specified in the documentation.

Please comply with the following safety precautions:

- ▶ Avoid contact with water and areas of high humidity at all times. The device should not be exposed to dripping and/or splashing water. When cleaning the device use dry materials only. Make sure to protect the equipment from rain.
- ▶ Do not use the device in areas with extreme temperatures. We recommend using it in an environment with temperature between 0° and 45°. Do not install the device near heat sources.
- ▶ Avoid contact with parts that conduct electricity. Please, do not remove the cover or casing of the device in any way to avoid the risk of electric shock.
- ▶ In case there is a ventilation opening on the device, make sure it does not get blocked.
- ▶ Use only accessories that were specified and supplied by the manufacturer.
- ▶ Make sure to not place the device on top of other electronic devices or place electronic equipment on top of the supplied device.
- ▶ Do not place the device close to your ears. It emits high frequency sounds that may damage your hearing. Prolonged use of the device at high volume may cause hearing damage. Use the device only when necessary and at the appropriate volume.
- ▶ Do not tamper with the power cord in any way. If the power cord is mechanically damaged, stop using the device immediately. Mechanically damaged cables, ruptured insulation or frayed cables pose a risk of electric shock and also risk of fire.
- ▶ If necessary, have the equipment serviced by qualified personnel and do not attempt to repair the device yourself.
- ▶ Be wary of open flame – the equipment is made of flammable materials. Never bring it close to an open fire.
- ▶ The electrical plug must remain easily accessible in case of an emergency shutdown. Do not overload the sockets with the plugged device.

Important

When using the ultrasonic noise generator to overwhelm all microphones in the vicinity, certain limitations may arise due to the laws of physics. Some of the microphone designs may be more susceptible to be jammed than others. Therefore, the effectiveness may be different for each of the designs. The maximum effective range of the generator can therefore also vary by up to several times depending on the type of the microphone. Additionally, the generated ultrasonic noise can bounce off different surfaces and is unable to penetrate most materials to any greater depth. It is recommended to use a sufficient number of devices and then position them appropriately in the room to ensure the best possible protection of privacy during meetings.

For the best possible protection, we recommend using the acoustic noise function which allows you to record your own voice in your own language and overlap your conversation with it. The recorded voice is then randomly generated to create a sound barrier against eavesdropping via a stethoscope and laser microphones. Additionally, it protects against the most cutting-edge forensic cleaning technologies.

Although the device does not guarantee a 100% jamming effectiveness, it greatly outperforms competing solutions. Due to its configuration, it can guarantee high effectiveness when used against microphones on devices such as dictaphones, wiretaps and seismic microphones, computer microphones, headsets, cameras and mobile phones.

Learn more:



+420 774 429 006

sales@eo-security.com



CATALOGUE OF COLOURS
FOR TOWERS AND SAFEBOX



EO SECURITY S.R.O.

CONTENTS

SOLVENT-BASED DYES.....	1
XM 8000/XX.....	1
XP 1880/XX.....	2
XM 7100/XX.....	3
XC 1900/XX.....	4
WATER-BASED DYES.....	5
AC 600/XX.....	5
AC 1810/XX.....	6
AP 1221/XX.....	7
WATER-BASED UNIVERSAL DYES.....	8
AC 2110/XX.....	8
SOLVENT-BASED ANTIQUE DYES.....	9
LO 6675.....	9

SOLVENT-BASED DYES

XM 8000/XX



07 golden yellow



08 amaranth



13 white



14 night blue



25 red



56 cherry



69 orange




70 honey



72 black



76 wenge



80 oak



84 Brenner walnut



87 antique walnut



88 walnut brown



90 mahogany

SOLVENT-BASED DYES

XM 8000/XX



92 walnut



93 pale walnut



96 rosewood



54 yellow



56 Elba blue



58 green

XP 1880/XX



07 yellow



08 red



22 black



90 mahogany



92 walnut

SOLVENT-BASED DYES

XM 7100/XX



04 yellow



13 white




14 dark blue



25 flame red



26 bright red



72 black



87 antique walnut



90 mahogany

SOLVENT-BASED DYES

XC 1900/XX



04 yellow



08 red



14 dark blue



22 black



25 light red



42 green



69 orange



89 teak



90 mahogany



92 walnut



95 dark walnut



96 rosewood

WATER-BASED DYES

AC 600/XX



07 golden yellow



08 red



09 orange



13 white



14 blue



17 pale yellow



39 Indian red



42 green



56 cherry



72 black



76 wenge



84 Brenner walnut



87 antique walnut



90 mahogany



93 light walnut

WATER-BASED DYES

AC 600/XX



94 medium walnut

AC 1810/XX



07 golden yellow



13 white



14 blue



22 black



26 bright red



56 cherry



76 wenge



93 pale walnut



94 medium walnut

WATER-BASED DYES

AP 1221/XX



07 golden yellow



08 red



09 orange



22 black



56 cherry



76 wenge



92 walnut



95 dark walnut

WATER-BASED UNIVERSAL DYES

AC 2110/XX



0/ golden yellow



13 white



14 blue



22 black



26 bright red

Below, some examples of colours obtained by mixing the basic dyes



cream

AC 2110/13 97,7% + AC 2110/07 0,8% + AC 2110/26 0,8% + AC 2110/22 0,7%



gray

AC 2110/13 92% + AC 2110/22 8%



orange

AC 2110/07 70% + AC 2110/26 30%



green

AC 2110/07 56% + AC 2110/14 36% + AC 2110/22 8%



red walnut

AC 2110/07 30% + AC 2110/07 2,6% + AC 2110/26 1,4%



mahogany

AC 2110/07 19% + AC 2110/26 65% + AC 2110/22 16%



dark walnut

AC 2110/07 30% + AC 2110/26 30% + AC 2110/22 40%



peach

AC 2110/13 96% + AC 2110/07 2,6% + AC 2110/26 1,4%



sage

AC 2110/13 92% + AC 2110/07 4% + AC 2110/14 3,2% + AC 2110/22 0,8%

WATER-BASED UNIVERSAL DYES

AC 2110/XX



honey

AC 2110/07 81 % + AC 2110/26 14 % + AC 2110/22
5 %



blond walnut

AC 2110/07 60 % + AC 2110/26 28 % + AC 2110/22
12 %



brown black

AC 2110/26 23 % + AC 2110/22 77 %

SOLVENT-BASED ANTIQUE DYES

LO 6675



34 gold

ADDITIONAL INFORMATION

XM 8000/XX

Solvent based concentrated stains for general purpose, to be applied directly on bare wood after dilution. Suitable for panels, fitted furniture, doors, etc. Application method: spray, spray and wiping, roller coater (with proper binder).

XP 1880/XX

Solvent based stains to be applied directly on bare wood. Very good harmonizing properties, excellent pore wetting. Particularly recommended for old style or reproduction furniture, to which they confer a unique antique look. Application method: brush, wiping, spray and wiping.

XM 7100/XX

Solvent based concentrated stains for general purpose, to be applied directly on bare wood after dilution. Good harmonizing effect. Suitable for panels, fitted furniture, doors etc. Pastel colors can be obtained by blending XM 7100/13, white stain, with another XM 7100 stain of the desired shade. Application method: spray.

XC 1900/XX

Solvent based concentrated stains specially recommended for tinting polyurethane and nitrocellulose coatings, for staining/harmonizing purposes. They may also be used as shading stains (spray colors) between basecoat and topcoat. Application method: add from 0,5 to 4% into basecoats or topcoats according to the color desired.

AC 600/XX

Waterborne concentrated stains for general purpose, to be applied directly on bare wood after dilution. Particularly suitable for dipping application on chairs and turned parts. Application method: by dipping (with binder XX 4130), spray, spray and wiping, brush, roller coater (check the technical data sheet).

AC 1810/XX

Harmonising stain, can be covered specially with water-based coatings, harmonising effect on uneven woods, can be diluted with water and alcohol. Application method: automatic and manual spray guns, dipping (with proper binder).

AP 1221/XX

Waterborne harmonizing glaze specially suitable for oak furniture and reproduction furniture. Excellent harmonizing effect on uneven wood. Better pore filling and limited fibre raising than with conventional waterborne stains thanks to its high solids content. Application method: spray and wiping.

AC 2110/XX

Waterborne concentrated stains for general purpose. Overcoatable with waterborne and solvent borne coatings, without bleeding. Harmonising effect on uneven wood, high transparence, brightness and excellent pore marking.

LO6675/34

Gold antique stain suitable on surfaces coated with polyurethane coatings. Recommended for assembled furniture, kitchen doors, picture frames. Application method: spray gun.